

TCA Contact seminar  
Napoli, 5 - 7 November 2015  
***European Shared Strategies for  
Reducing the Occurrence of NEETs***

Relevant aspects of the NEETs phenomenon

Claudio Franzosi  
Isfol

**NOT SCULPTED IN STONE**



**NEET:**  
YOUNG PEOPLE  
WHO ARE NOT  
ENGAGED IN ANY  
PATH OF WORK,  
STUDY OR  
TRAINING

**Youth**

**BUT THE  
AGE RANGE  
CAN CHANGE**

**Labour  
market  
status**

**ONLY IF  
ARE USED  
ILO DEFINITIONS**

**Education  
status**

**ONLY IF  
ARE USED  
UOE CLASSIFICATION**

**NOT SCULPTED IN STONE**



**OECD**

**Young 15-29;  
Unemployed;  
Not involved in any kind of  
FORMAL education and  
training.**

**EUROSTAT**

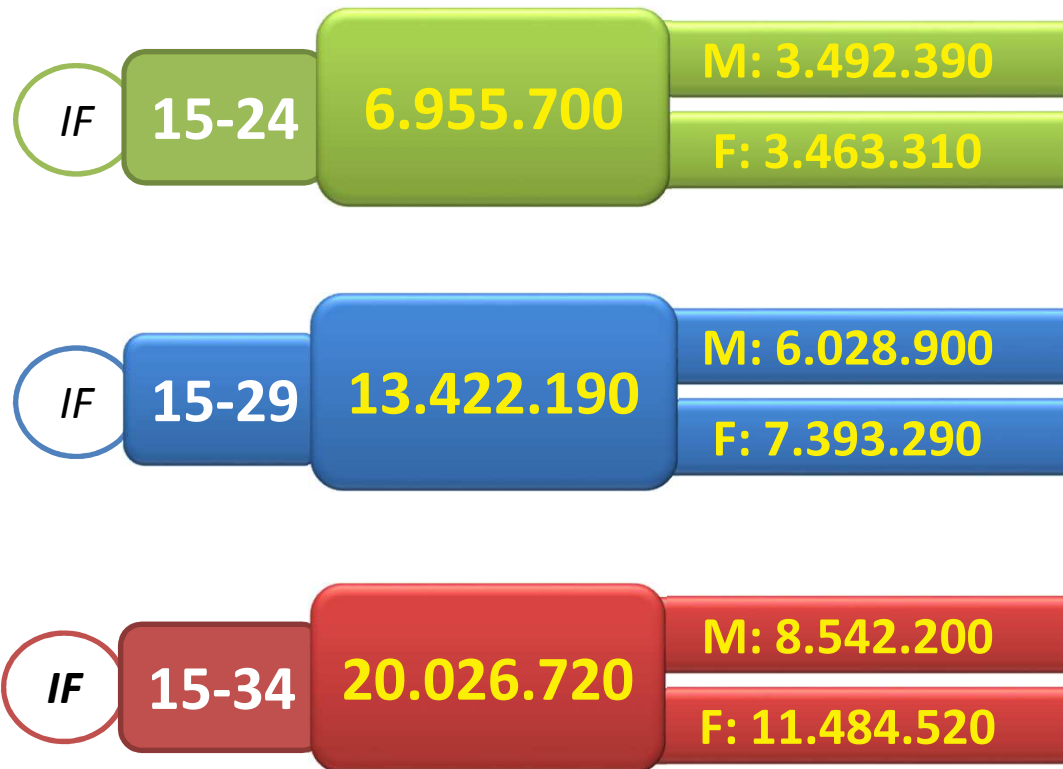
**Young 15-24;  
Unemployed;  
Not involved in ANY KIND  
of education and training.**

**ISTAT**

**Young 15-29;  
Unemployed;  
Not involved in ANY KIND  
of education or formal  
training lasting at LEAST  
600 HOURS**

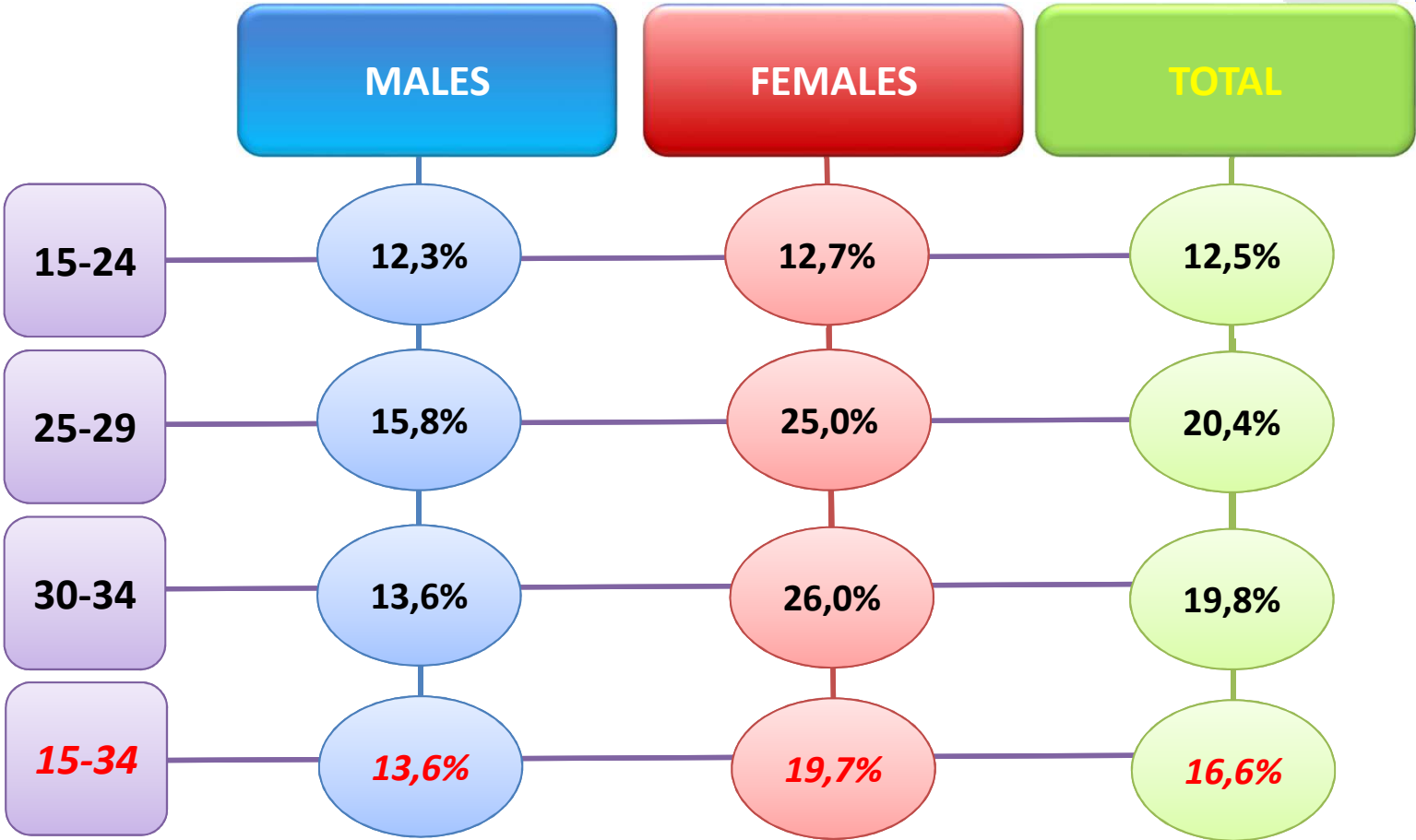
*... but analysis  
are extended at  
everyone is  
under 35*

**IN NUMBERS:  
NEET IN EU28:  
2014**



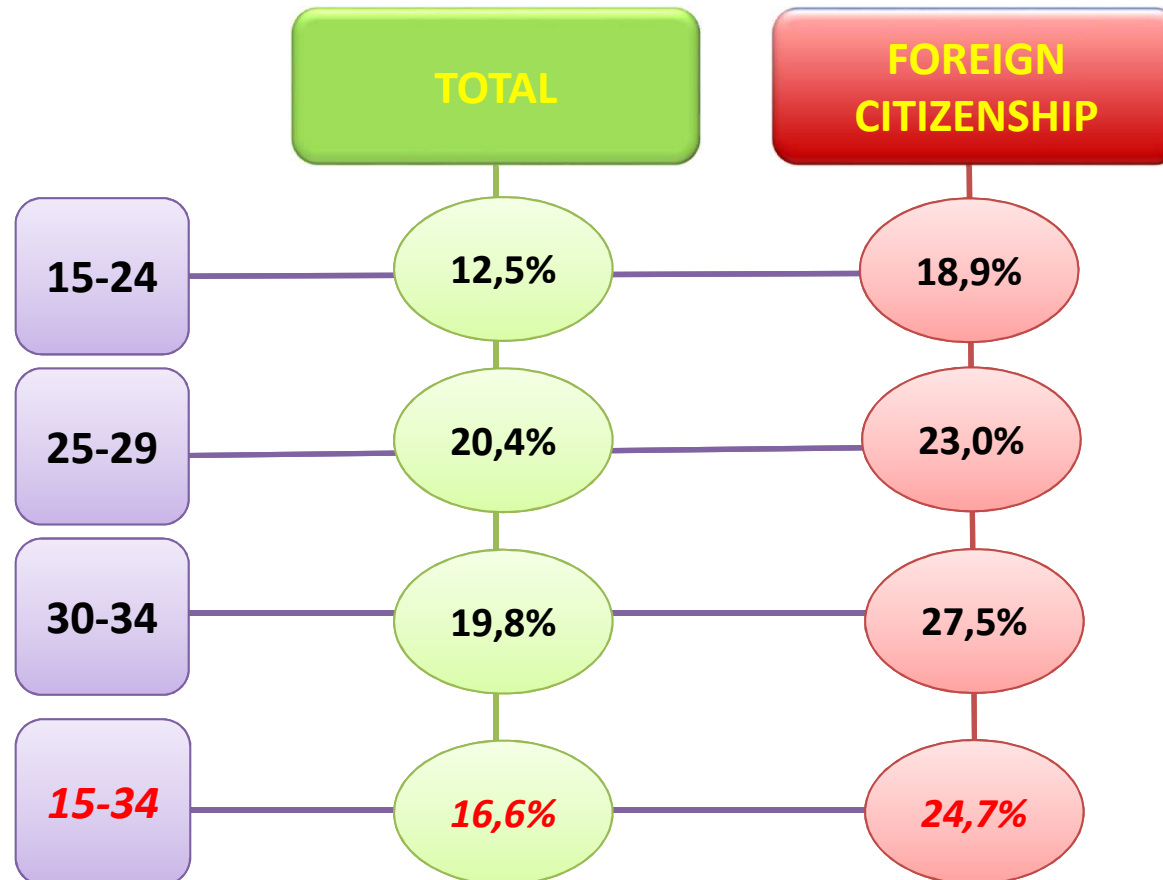
SOURCE: ISFOL ON EUROSTAT LFS DATA - AVG 2014

**IN NUMBERS:  
NEET RATES IN EU28:  
2014**



SOURCE: ISFOL ON EUROSTAT LFS DATA - AVG 2014

**IN NUMBERS:  
NEET RATES IN EU28:  
2014**

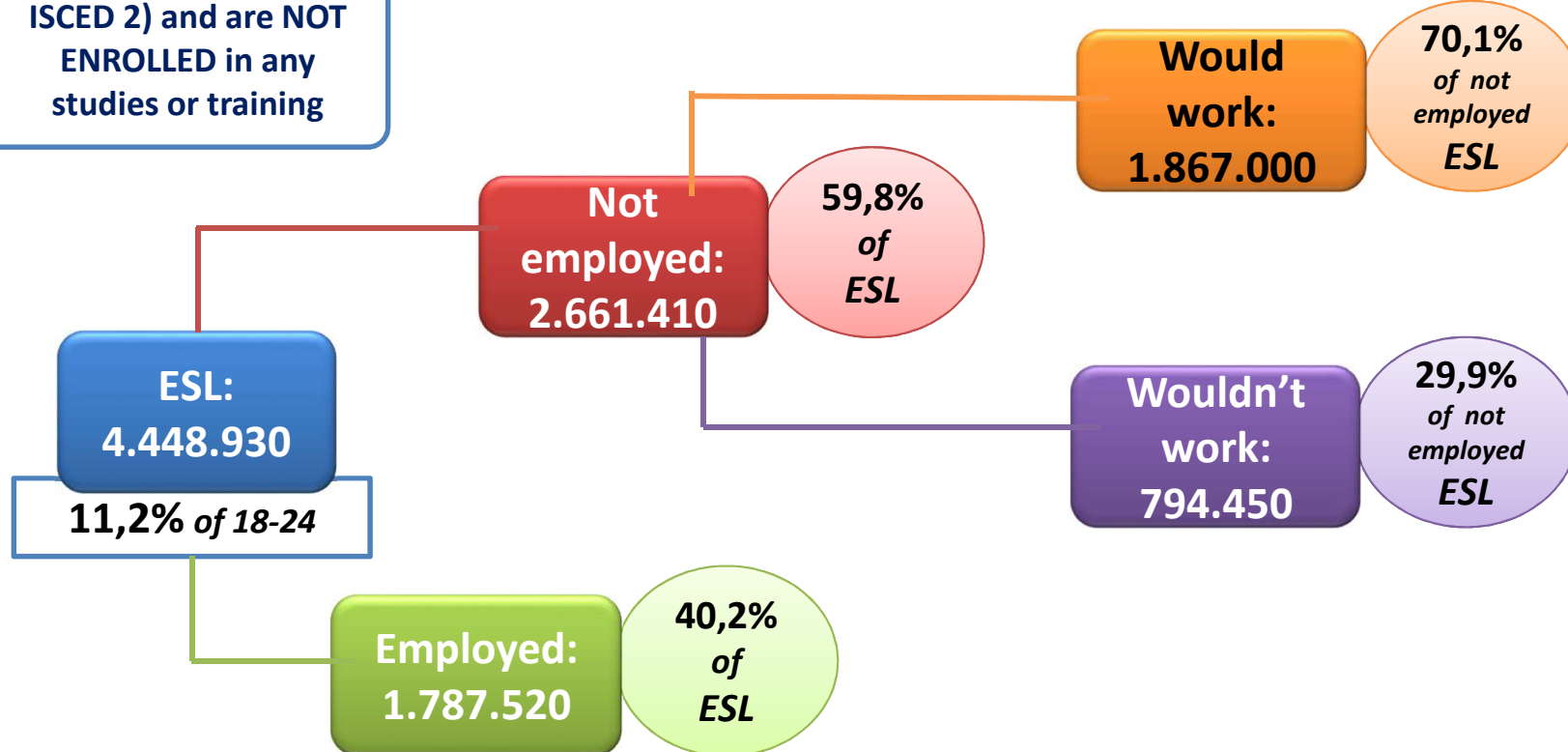


SOURCE: ISFOL ON EUROSTAT LFS DATA - AVG 2014

# IN NUMBERS: EARLY LEAVERS FROM EDUCATION AND TRAINING IN EU28: 2014



ESL are 18-24 young people with LOW levels of education (not over ISCED 2) and are NOT ENROLLED in any studies or training



SOURCE: ISFOL ON EUROSTAT LFS DATA - AVG 2014



**IN NUMBERS:  
NEET IN EU28:  
2014**

**25-34  
13.071.020  
(20,1%)**

**MALES  
4.797.064  
(14,7%)**

**FEMALES  
8.273.956  
(25,5%)**

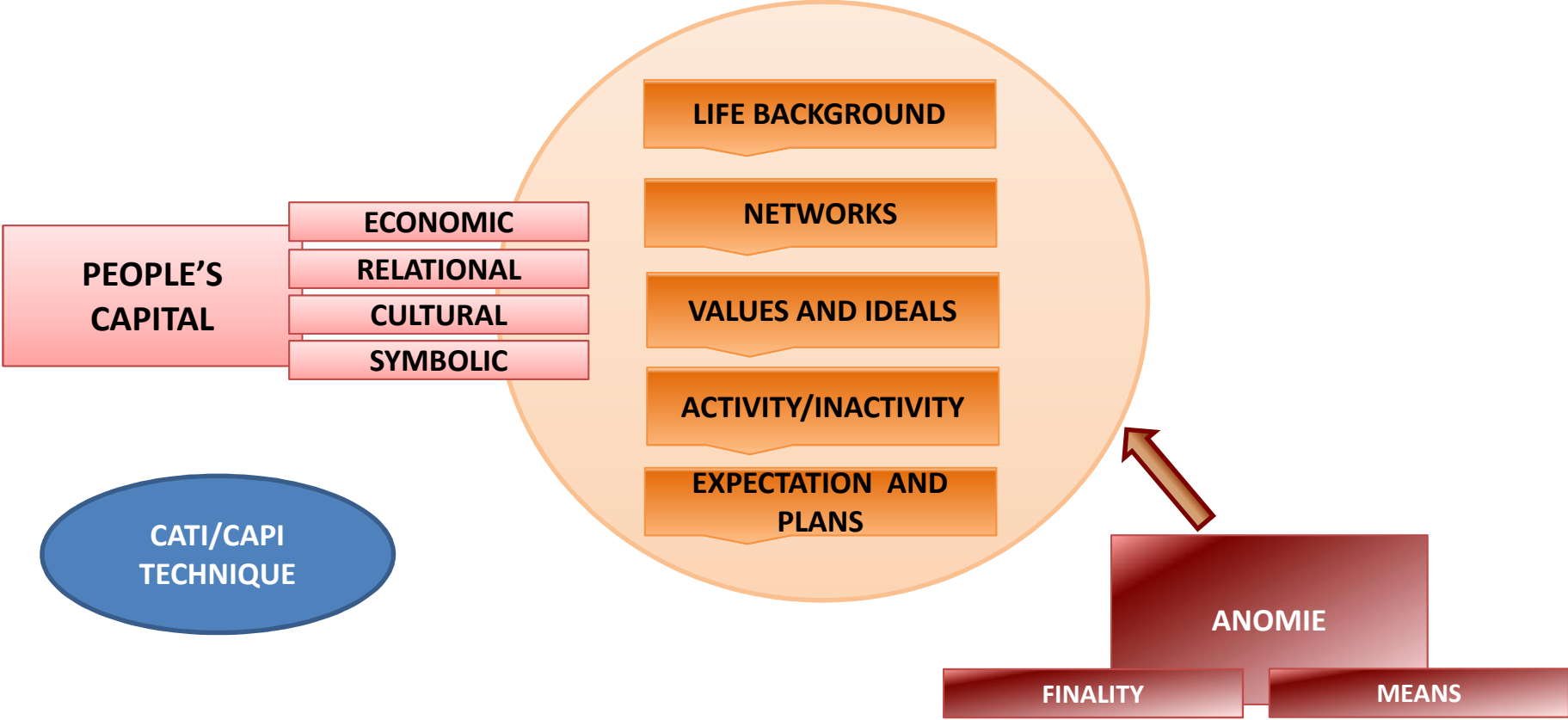
**36,7%**

**63,3%**

**SOURCE: ISFOL ON EUROSTAT LFS DATA - AVG 2014**



**SOCIOLOGICAL SURVEY  
ON NEET  
CONDITION**



**SOCIOLOGICAL SURVEY  
ON NEET  
CONDITION**



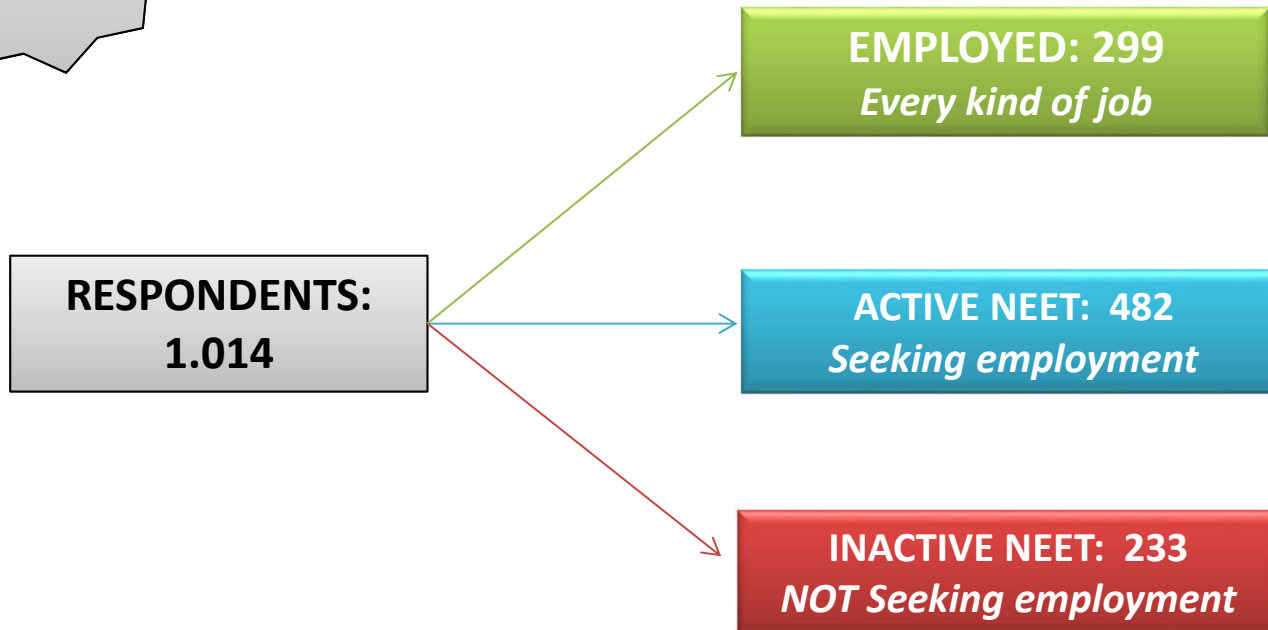
**AGE:  
25-34**

**RESPONDENTS:  
1.014**

**EMPLOYED: 299**  
*Every kind of job*

**ACTIVE NEET: 482**  
*Seeking employment*

**INACTIVE NEET: 233**  
*NOT Seeking employment*



**SOCIOLOGICAL SURVEY  
ON NEET  
CONDITION**



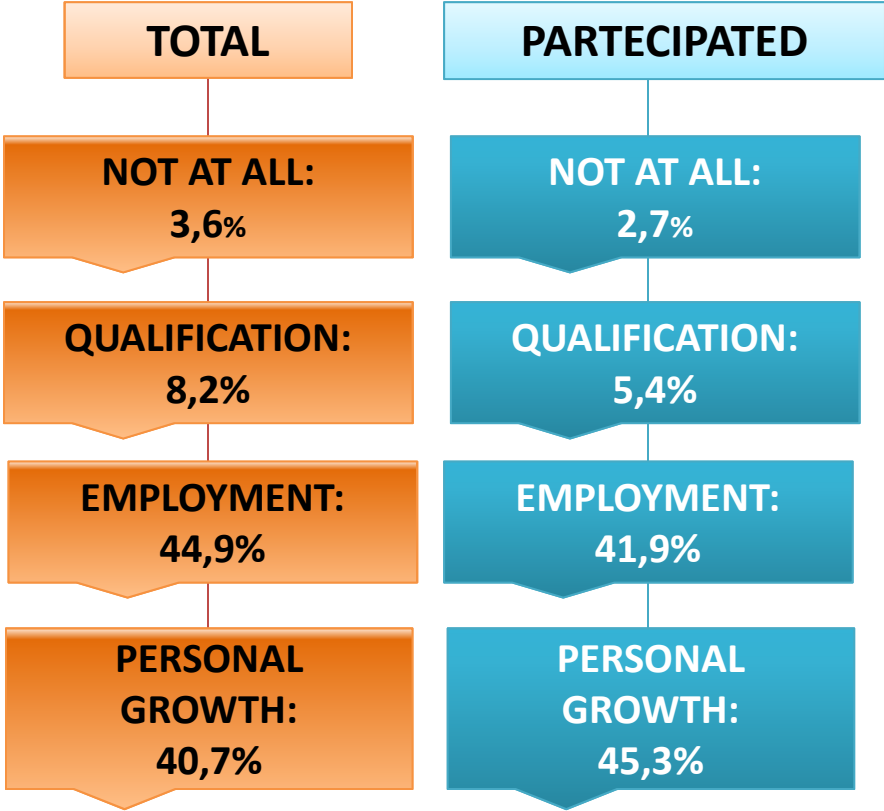
**INVESTIGATED  
DIMENSION**

- School and university
- Professional training
- Previous employment status
- Current employment status (only for those with employment)
- The condition of inactivity (only for NEETs)
- Opinions on the world of employment
- Cultural interests and leisure time
- Personal relationships (family background and relationships)
- Attitudes, opinions and values
- Political orientation
- Problems, expectations, needs and desires
- Long-term prospects and hopes for the future

**SOCIOLOGICAL SURVEY  
ON NEET  
CONDITION**



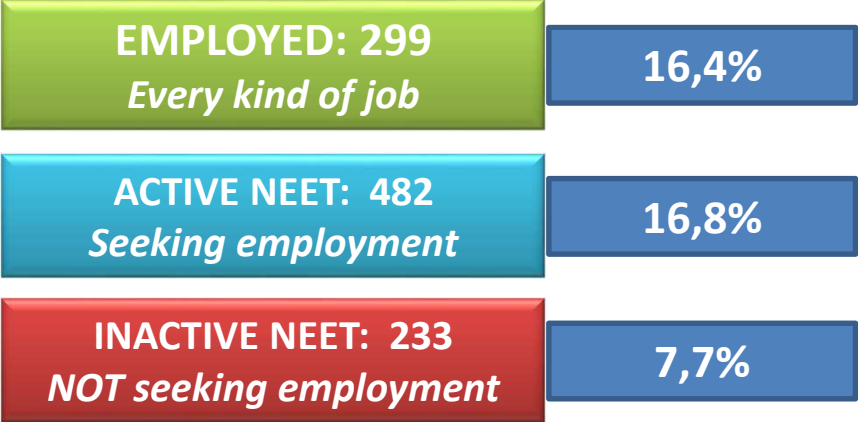
**VOCATIONAL TRAINING IS  
USEFUL FOR?**



**SOCIOLOGICAL SURVEY  
ON NEET  
CONDITION**



**PARTICIPATION  
IN VET**





# FEW REMARKS

**CRUCIAL ROLE OF VET SYSTEMS**

**Link between academic results and chances to find work and reducing times of seeking**

**Creation of a culture of lifelong learning, even regardless of work requirements**

**BREAK NEGATIVE LINK:  
Less in training those who need it most**

## FEW REMARKS



**MANY DIFFERENT  
SITUATIONS AROUND  
THE SAME ACRONYM**

**Inadequate solutions**

**Weakness due to  
low levels of education**

**Irregular paths of studies**

**High level of education, but  
weakness in labour market**

**Women with sick relatives**

**Women with at least a child**

## FEW REMARKS



**NO UNIVOCAL  
ANSWER**

**Counteract early leaving  
from education**

**Consolidation of a professional  
profile**

**Role of intermediation**

**Create alternatives**

**Help to not accept  
disadvantaged conditions**

**Coaching and counselling**