

Erasmus+ Call 2020 KA107 International Credit Mobility Kick Off Meeting

Erasmus+

Claudia Peritore
c.peritore@indire.it



AGENZIA
NAZIONALE
INDIRE

Seminario online, 22 ottobre 2020



INDIRE ISTITUTO
NAZIONALE
DOCUMENTAZIONE
INNOVAZIONE
RICERCA EDUCATIVA

International Credit Mobility 2015-2020

14.376

Total Funded **Incoming** Participants

8.118

Total Funded **Outgoing** Participants

572 candidature ricevute

3.569 paesi valutati

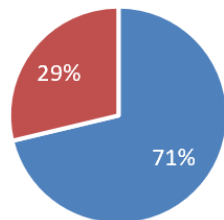
330 progetti approvati

22.494 mobilità finanziate

€ 92 ML Fondi distribuiti

11.720

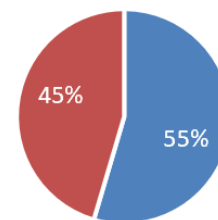
Learners (SMS+SMP)



■ in ■ out

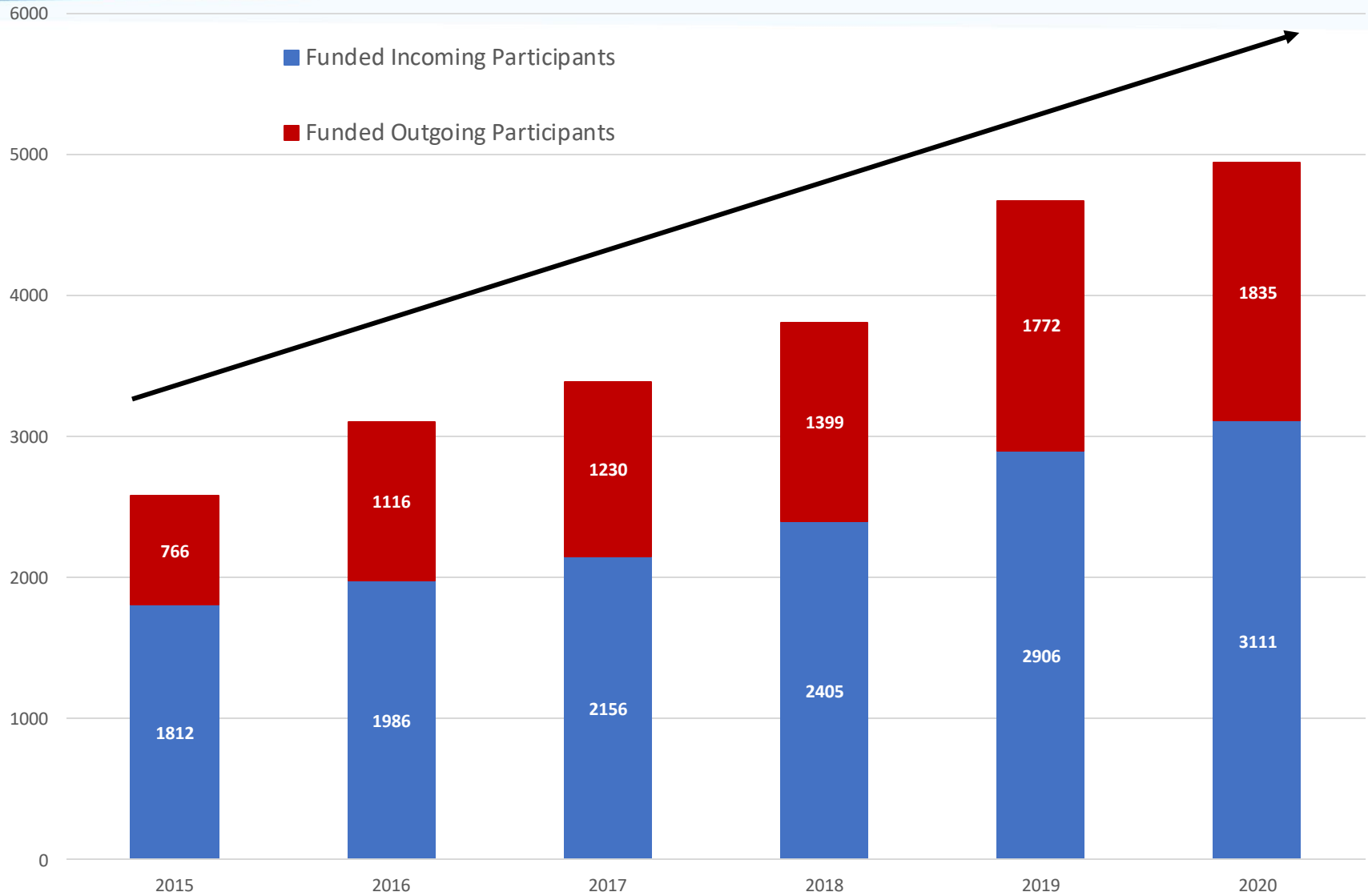
10.774

Staff (STA+STT)












■ in ■ out

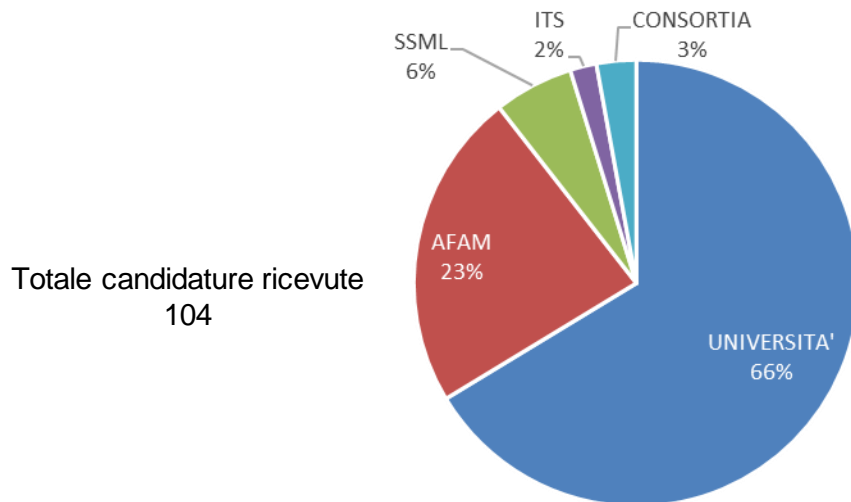
6 anni di International Credit Mobility



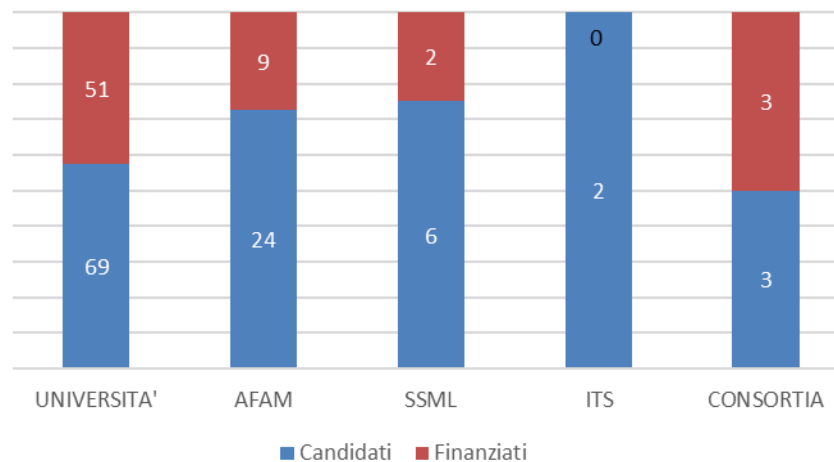
Call 2020 vs. Call 2019 overview

	Call 2020	Call 2019		Diff
Candidature ricevute	104	100		4,0%
Candidature finanziate	65	58		12,1%
Candidature respinte	39	42		-7,1%
Mobilità totali richieste	16.414	16.372		0,3%
Mobilità totali finanziate	4.946	4.678		5,7%
Budget disponibile	19.851.819	18.145.363		9,4%
Budget richiesto	67.531.134	68.307.252		-1,1%
Budget allocato	19.729.346	18.009.470		9,5%
Avanzo	122.473	135.893		-9,9%

Partecipazione degli istituti Call 2020



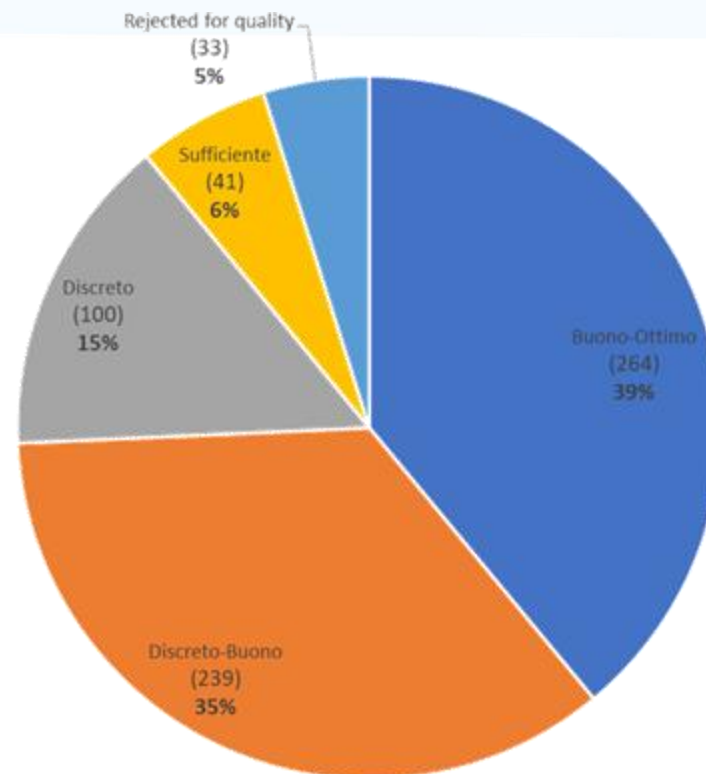
Distribuzione dei fondi



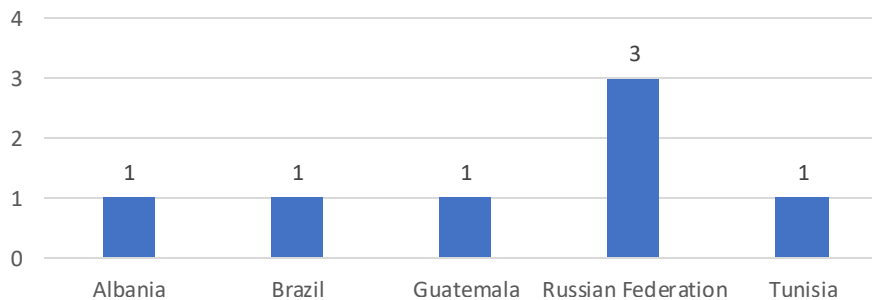
LOTTI GEOGRAFICI	Totale progetti paese	PUNTEGGI Limite Finanziamento
Region 1 - Western Balkans	54	71,5
Region 2 - Eastern Partnership Countries	82	87
Georgia Window	2	90,5
Moldova Window	4	78,5
Ukraine Window	2	89,5
Region 3 - South Mediterranean Countries	105	88
Tunisia Window	3	88
Algeria Window	4	89,5
North Africa Window (Algeria, Egypt, Libya, Morocco, Tunisia)	3	91,5
Region 4 - Russian Federation	58	93
Region 6 - Asia (Geographical Balance)	89	79
Region 7 - Central Asia	25	91
Region 8 - Latin America (Geographical Balance)	92	82,5
Region 10 - South Africa	6	85,5
Region 9 - DCI Middle East	19	90
Region 13 - PI Americas	40	94,5
Region 13 - PI Asia	35	90,5
Region 11 - ACP	54	65,5
Totale	677	

legenda

Buono-Ottimo	90-100 punti
Discreto-Buono	80-89,5 punti
Discreto	70-79,5 punti
Sufficiente	60-69,5 punti
Rejected for quality	<60 punti



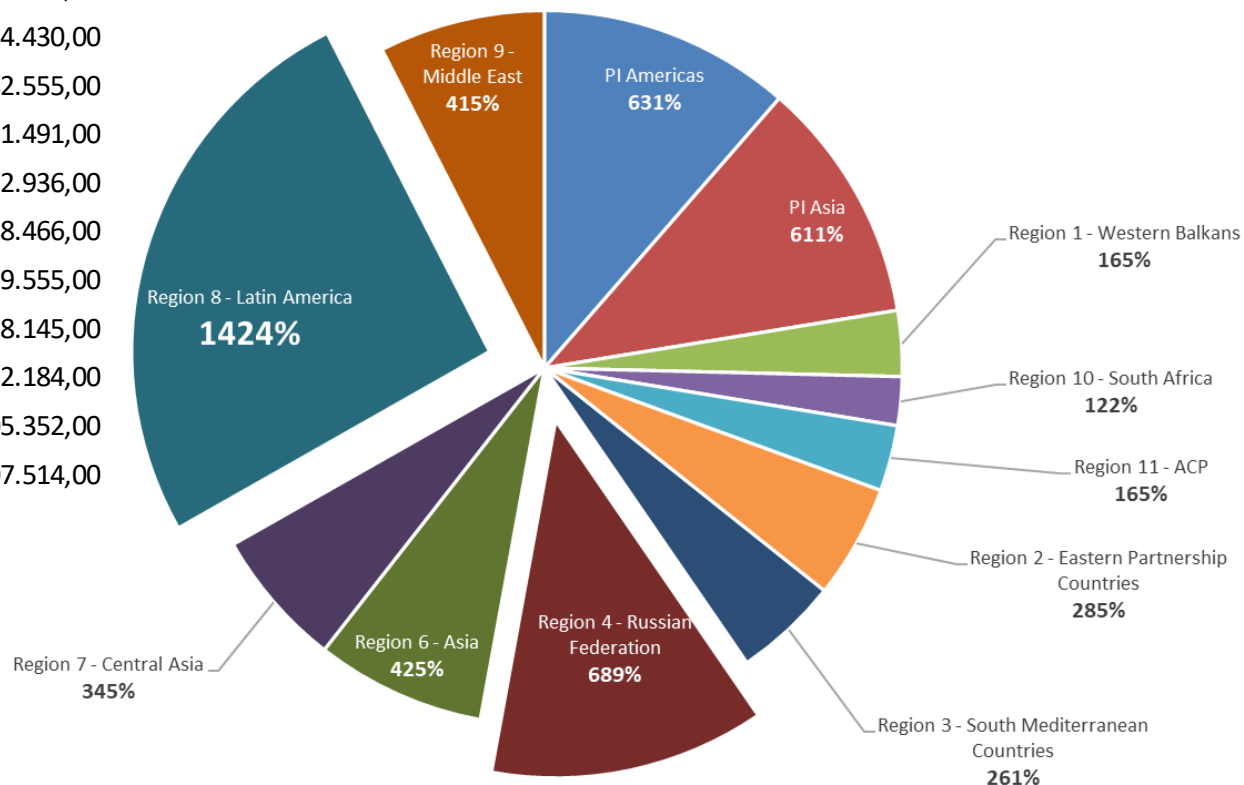
Eccellenze



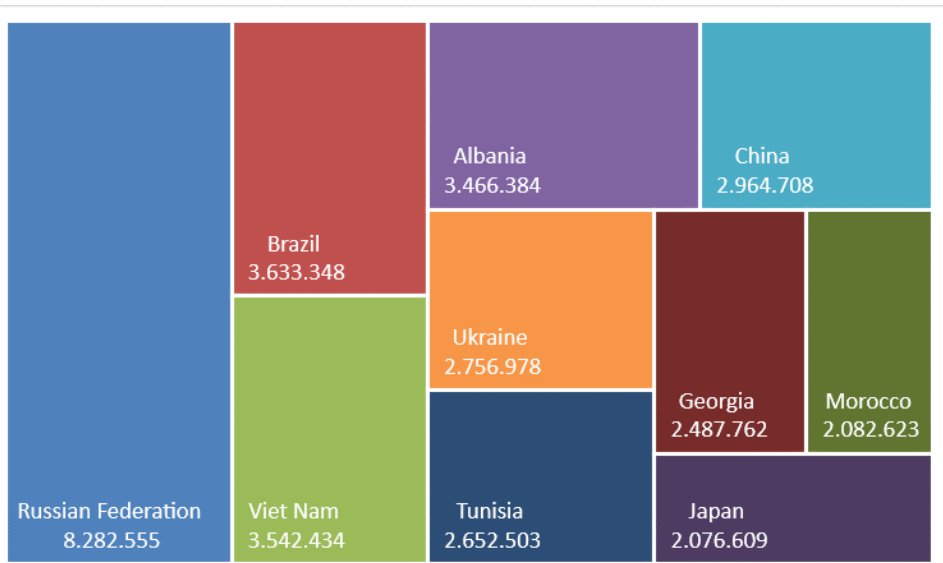
Regioni più richieste (valori assoluti)

Region 3 - South Mediterranean Countries	10.544.366,00
Region 8 - Latin America	9.824.140,00
Region 6 - Asia	9.214.430,00
Region 4 - Russian Federation	8.282.555,00
Region 2 - Eastern Partnership Countries	7.521.491,00
Region 1 - Western Balkans	6.192.936,00
Region 11 - ACP	4.788.466,00
PI Americas	4.129.555,00
PI Asia	3.628.145,00
Region 7 - Central Asia	1.792.184,00
Region 9 - Middle East	1.105.352,00
Region 10 - South Africa	507.514,00

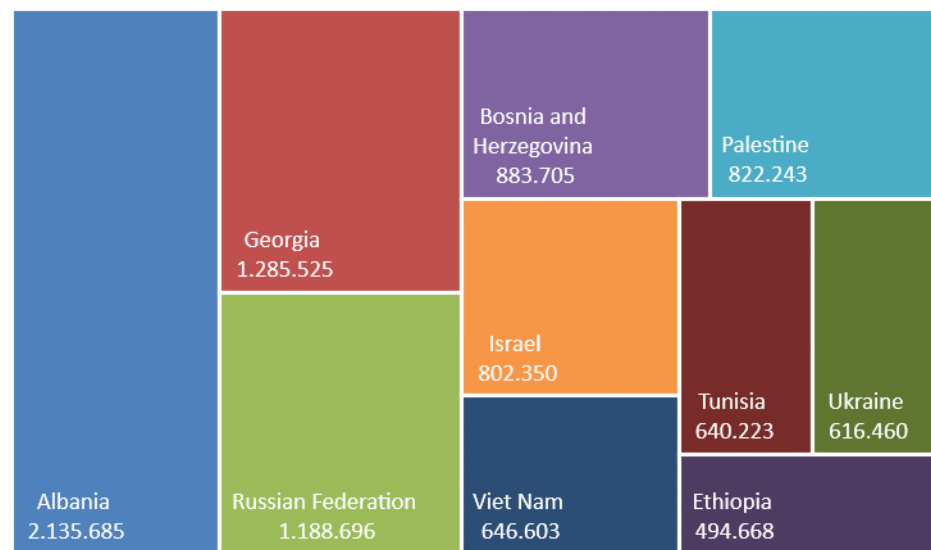
% incidenza (richiesto vs disponibile)



I 10 paesi maggiormente richiesti



I 10 paesi maggiormente finanziati





Claudia Peritore

Agenzia Nazionale Erasmus+ INDIRE
Ufficio Gestionale Istruzione Superiore – Capo Unità
ICP Erasmus – ESCI Digital Officer
c.peritore@indire.it
www.erasmusplus.it